



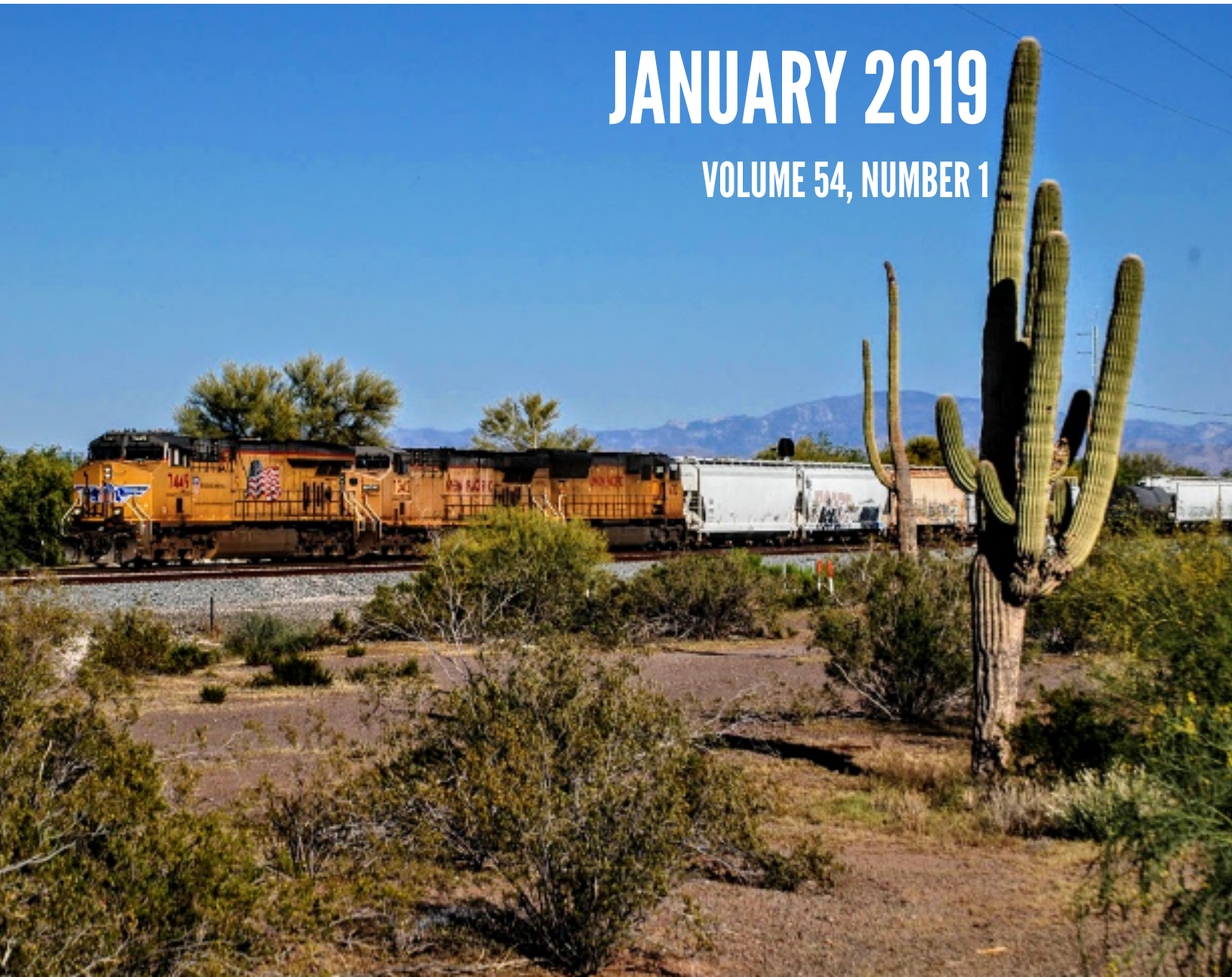
THE



FLATWHEEL

JANUARY 2019

VOLUME 54, NUMBER 1



In This Issue

JANUARY 2019

VOLUME 54 NUMBER 1

FEATURES

15 2018 AWARDS

BANQUET RECAP

18 A FOCUS ON AREA

HOBBY SHOPS, #25

20 GOOGLE PHOTOS - A

GREAT HOBBY TOOL

23 A NICE SURPRISE

26 ROBERT J. LAVINSKI

COLUMNS

○ 3 North Coast Leadership

● 4 When and Where

● 5 An Editorial

● 6 From The Super

● 7 This & That

● 7 Sidebar

● 8 Module Group

● 9 Membership

● 9 Raffle

● 10 Company Store

● 11 Clinic

● 12 Contest Table

● A What's Going On?

● B Hobby Sources Listings



COVER PHOTO: This photo provided by member Bram Bailey. It took quite some time to locate a Saguaro cactus and a UP train in the same location allowing Bram to capture to quality shot!

ELECTED OFFICERS

Superintendent - Lee Sheffield lakeshorenyc@yahoo.com

Assistant Superintendent - Ron Morgan,
ronalco844@gmail.com

Secretary - Dave Williams (440) 838-4996
dave_wms@sbcglobal.net

Treasurer - Greg Noeth (216) 789-2086
gjnoeth@yahoo.com

Director East - Fred Obreza (216) 587-4419
chevy5664@sbcglobal.net

Director Quad County - Jim Moore (419) 684-5833
moorez@aol.com

Director West - Gary Schaefer, trains.ohio@yahoo.com

Director at Large - Brian Haas, haasland@msn.com

Director at Large - Jeff Lauren, jflrn@sbcglobal.net,
21-798-1896

APPOINTED POSITIONS

Great Berea Train Show - David James c (440)-785-9907
david.j@brtcharter.com

Achievement - Bruce Brintnall MMR,
brintnall@mindspring.com

Layout Tours - Ron Morgan, ronalco844@gmail.com

Contests - David Lawler, davelawler@oh.rr.com

Historian/Archivist = Frank Bongiovanni

Raffle - Adam Woodie

Co. Store Manager - Chuck Klein, cbklein765@gmail.com

Clinics - Larry Madson, lmadson@roadrunner.com

Flatwheel Editor - Bruce Bowie, in2trains@gmail.com

Membership - Bill & Billy Ferry, clevelandbill@mac.com

Modules - Scott Benson, sbenson440@zoominternet.net

N.O.A.R.S. Representative - Bill Kovacs

Webmaster - Ben Lanza, blqt@nls.net

Refreshments - Joe Filipiak, graftonpotter@frontier.com

Training Day - Gary Schaefer, trains.ohio@yahoo.com

NORTH
COAST

LEADERSHIP

DIVISION 4

THE NORTH COAST DIVISION

**OUR NEXT REGULAR MEETING WILL BE FRIDAY, JANUARY 11, 2019.
WE OFFER GOOD FELLOWSHIP, FREE SOFT-DRINKS/COFFEE AND
AN INFORMATIVE CLINIC ON SOME ASPECT OF OUR HOBBY. JOIN US!**

Copyright: Copyright 2014 Ian Adams Photography

WHEN & WHERE WE MEET

The North Coast Division holds 10 meetings a year (none in July and August). Meetings are on the 2nd Friday of each month. A

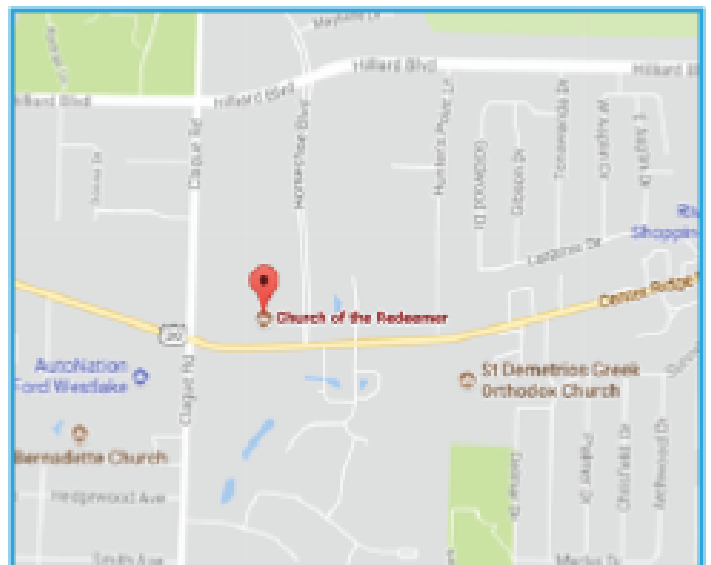
social half hour starts at 7:00 p.m. followed by a short business meeting at 7:30. After a short break, a railroad themed raffle and clinic complete the typical agenda. Meetings are held at the Church of the Redemer, 23500 Center Ridge Rd, Cleveland, OH 44145. Visitors are welcome to attend any meeting.

The Division's newsletter, *The Flatwheel* is published monthly (except during July and August) by Division 4 of the Mid-Central Region (MCR) of the National Model Railroad Association (NMRA). All comments are welcome. Views expressed in *The Flatwheel* do not necessarily reflect the opinion of the NMRA, MCR, or Division 4.


The Flatwheel is typically electronically published no later than the Monday preceding the monthly meeting. Submissions are due no later than the 26th of the prior month, for example, August 26th for the September *Flatwheel*.

Uncredited photos courtesy of the editor or staff photographer Dave Williams.

Yahoo - The Division has a Yahoo group available for members. Send your request to join to dave_wms@sbcglobal.net. It's best to include "Division 4" in the subject line and include your name. The group is private and does not appear on the Yahoo directory.



AN



EDITORIAL

and quality of work accomplished. Both attributes I badly need supported.

The saw has more than ample power to cut most wood including hardwoods. I just cut some 1/2" MDF with ease. The saw has optional blades that can be purchased and used to cut ferrous and non-ferrous metals. I have those optional blades in my tool box but have not used them as it is a bit of a job to change blades and I have not had a project large enough to warrant their use. Again, that lack of patience pops up. It also has enough power to cut skin (and probably bone, although I did not go quite that deep!). Only three stitches, no big deal.

The miter and fence that come with the saw provide the accuracy we modelers need.

I have over time purchased several accessories that truthfully I have rarely or never used. The Dado Cutting System, Taper Jig and 2 inch high x 10 inch long extruded aluminum rip fence are three such accessories. They are all well made and your project needs may make use of them where mine have not.

I did purchase and have often used a couple items. The 40 Tooth Carbide Tip Saw Blade is great for heavier materials and with 40 teeth still makes a smooth cut. Similarly, I purchase and use as my standard blade the 80 Tooth Saw Blade. The gap alongside the blade is too large when working with small wood or plastic using the plate that comes with the saw. Using the plastic Blank Blade Plates in place of the stock aluminum plate solves this issue.

Speaking of plastic, I forgot to mention the saw has variable speed allowing you to slow it down when cutting plastic.

An accessory I purchased, used often, but cannot recommend is the Sliding Table. Conceptually it is a great idea. However, the wood guide rails glued to the bottom are much too loose in the miter slots. The precision we need in our hobby necessitates much tighter tolerances.

Tool value for me is defined as cost times usage. This tool is one of the highest valued tools in my collection and I highly recommend it. 🛠️

BRUCE BOWIE
EDITOR



It is December 10th as I write this editorial (hint to column writers, you, too, can write and submit your columns well before the 26th!). This is my 20th issue as your editor. I realize I have repeated a couple editorial themes. You have my apologies. It can be difficult to come up with new ideas on an ongoing monthly basis.



Like Bob Walker, author of *Railroad Model Craftsman's Scratchbuilder's Corner*, I am a tool junkie. And Amazon's 1-Click function continuously feeds my habit. Starting with this editorial I am going to discuss in a series of editorials my tools, covering the spectrum from highest value to "why did I buy this?" but not necessarily in that order.

One of my many bad attributes when it comes to our hobby is a lack of patience. It tends to push my work towards the lower end of the quality scale. At \$349, one of the more expensive tools I own, my MicroLux® Mini Tilt Arbor Table Saw is one tool I use on nearly every project I do. It helps in both speed, i.e., lack of patience,



FROM THE SUPER

“Driving the train doesn’t set its course. The real job is laying the track.”

Ed Catmull

Happy New Year everyone and the start of a new year of model railroading. If you did not attend the Awards Banquet you missed a great get together. Good food, good drinks, good music and a great time socializing with our fellow members and spouses or significant others. Adam Woodie put together a great raffle. He has learned well from the Master Raffleteer (aka Mike Klein). My awards this year went to David James, receiving the Dennis F. Novak Service Award for his leadership of the Great Berea Train Show and support to the module group and Joe Kurilec received the Bruce Brintnall Award for his outstanding service to the membership of the NMRA and Division 4 *(and all those articles and photos submitted to The Flatwheel - Editor)*. Please thank both award winners for their contributions to Division Four.

Larry Madson & Scott Benson distributed dash plaques and group photos to all of the participants in the module display at the National Train Show this past summer in Kansas City.

The module group continues to show off their talents at the International Trees & Trains display in Lorain. We are getting a lot of publicity through the layout and the coverage in the local newspapers. Among the variety of train displays there are many beautifully decorated Christmas trees to see. Last



Gary Schaefer and Lee Sheffield presenting Gail Bonsor of the Lorain Growth/Tourism Committee, a 2018 North Coast Divison Grant.

Saturday we passed the 2000 visitor mark and we still have two weekends to go. If you haven’t stopped out, please make it a point to do so.

January’s clinic will be a good one. Bram Bailey will be presenting a slide show outlining his new Morning Sun Book, “Trackside around Ontario’s Cottage Country”. This is Bram’s second book. His first was on the Ontario Northland Railroad.

February’s meeting is member appreciation night with pizza. Larry Madson will have a video of some sort to entertain us while we eat.

And this year is our Auction Year. We will be having our biennial auction in March so start getting your goodies together to sell. More info as we get closer to the March meeting.

Please continue to welcome any new members and visitors at our meetings. Try to answer their questions the best you can or introduce them to another member who might have the answer. Remember, we were all green at some point. See everyone on January 11th.

As always, Model Railroading is Fun !!! 🚂

LEE SHEFFIELD,



THIS & THAT

Union Pacific to participate in Bush funeral procession

Rail News: Union Pacific Railroad

12/3/2018



FILE - In this Oct. 18, 2005, file photo, former President George H.W. Bush and his wife Barbara wave out the window of a new locomotive numbered 4141 in honor of the 41st president at Texas A&M University in College Station, Texas. The 4,300-horsepower machine will carry Bush's remains Thursday, Dec. 6, 2018, to his final resting place. The locomotive is traveling from suburban Houston about 70 miles (113 kilometers) to College Station, where Bush will be buried at his presidential library. (AP Photo/Pat Sullivan, File)



THE NEW YEAR IS HERE
 IT IS TIME TO PLAN.
 WHAT NEW AND EXCITING MODEL RAILROADS
 WILL BE ON HAND.
 IT IS NEVER TOO EARLY TO PLAN AHEAD.
 THAT WAY THE FLATWHEEL EDITOR
 CAN PUT IT TO BED.
 THINK SPRING

- Ron Morgan, Assistant Superintendent

WESTLAKE LIBRARY DISPLAY - Please feel free to pass on as appropriate. Happened to see the Division display at the Westlake library. Very well done again! - Frank Bongionvani

MORE WESTLAKE LIBRARY DISPLAY -

For those model people who are interested in the Avon Lake Display. I need to know at the January meeting what you would like to display and would need for you to give to me by February meeting. Space is limited. - Chuck Klein



MODULE GROUP

Module Group Update:

The International Trees & Trains display at the Lorain Black River Transportation Center wraps up on the last weekend in December. Friday and Saturday from 4 - 9 PM, Sunday from 3 - 7 PM. Stop on by with your family to continue your holiday celebrations!

If you haven't seen it yet, check out the new T-Trak Module page on the Division 4 website. Contact

Scott with your questions about T-Trak.

The annual planning meeting for the Module Group will be at the North Olmsted Library, Basement Meeting Room, on January 15 from 7 - 9 PM. Anyone interested in our module activities is welcome to attend.

Happy and Safe New Year to all!! 🚂

SCOTT BENSON
MODULE GROUP



Union Pacific Railroad will be part of this week's funeral procession for President George H.W. Bush, who died Nov. 30 at the age of 94.

Following funeral and memorial services in Washington, D.C., and Houston, Bush will be transported by the funeral train from Spring to College Station, Texas, on Thursday.

The funeral train will leave UP's Westfield Auto Facility at 1 p.m. Thursday and should arrive at College Station by 3:25 p.m., UP officials said in a press release.

College Station is the location of the George H.W. Bush Presidential Library, where Bush will be laid to rest.

The funeral train will include UP No. 4141 George Bush Locomotive, which was unveiled Oct. 18, 2005, during a ceremony near the library and museum on the Texas A&M University campus.

The custom-painted unit incorporates the colors of the Air Force One used during Bush's years as president, from 1989 to 1992. Bush was the nation's 41st president, hence the locomotive bears the number 4141.

The SD70ACe locomotive measures 15 feet 11 inches tall and weighs 420,000 pounds with a full tank of diesel fuel, according to UP's website.



Module photos from International Trees & Trains 2018

MEMBERSHIP

NEW MEMBER

NO REPORT SUBMITTED

MEMBERS: If your membership information needs to be updated, or for any questions about membership, please email George Keller, Membership, at gkeller4@woh.rr.com or call 419-217-0396 and leave a message.

GEORGE KELLER
MEMBERSHIP CHAIRMAN



RAFFLE

The January raffle theme will be entitled "X" marks the spot. 🚚

ADAM WOODIE,
THE RAFFLE DUDE



COMPANY STORE

New project for Division 4

Davies Steel hopper cars are in!




These are based on Dean Freytag's steel mill modeling. Dean's railroad was the South Ridge Lines and the steel mill was known as Davies Steel. We have designed a 70 ton three bay hopper car that in theory belonged to the South Ridge Lines and was leased to Davies Steel. There are four pre-lettered cars with application of pre-printed decals to expand a fleet of cars to 12 numbers. Price is ONLY \$20 each. The cars have arrived. We have sold about 45 Davies Hopper Cars. You may see them advertised in various places. There are 11 MDT Reefers remaining. Shirts, Hats, and Patches available.

These are based on Dean Freytag's steel mill

The company store sales of Davies hopper cars is going well. We are doing a brisk mail order business. A new advertisement will be coming out in February's edition of Steel Mill Modeler. I think mail order business will continue to be good. If you are interested in obtaining any of these cars do so soon. ONCE THERE GONE THERE GONE. There are seven MDT Reefers remaining. Two numbers still available. Plenty of hats, Patches, Four Region school house kits remain. We can process Division Shirt orders payment due at time of order.

**Division 4
Patches \$3 ea.**



**Wood Side, 2 numbers
available \$18 ea.**



**MCR Schoolhouse
Laser Cut Kit \$45 ea.**

**READ THE SEPTEMBER
EDITORIAL, THEN READ
THIS!**

**We are looking for
someone to take over the
Company Store. As of
the first of the year 2019
Chuck will be moving on
to other endeavors.**



**SHIRTS and HATS ARE NOW AVAILABLE
THROUGH THE CO. STORE!**

Polo's along with both short and long sleeve.

**CHUCK KLEIN
STORE
MANAGER**



CLINIC


JANUARY 2019

Ontario's Cottage Country by Bram Bailey

Bram Bailey will present his clinic based on the book. Bram will have books for sale at the meeting.

FEBRUARY 2019

NO REPORT SUBMITTED



CLINICS WANTED

Help!!!! I am looking for programs for January through June 2019. If any of you would like to share your modeling techniques, know of someone I could contact for a program, or have a suggestion for a program topic, please contact me. If you have contacted me previously about a program, please take time to remind me again.

Larry Madson

lmadson@roadrunner.com

440-934-2643 or 440-864-2305

Clinic Presentation Aids Division 4 has a digital projector available for use by Division members for presenting clinic programs in digital format. We now also have a carousel slide projector with carousels. The Division also has a video camera available for program enhancement. Anyone wishing to use the camera or the projectors for their program, contact Larry.

**LARRY MADSON
CLINIC CHAIRMAN**



CONTEST TABLE

There was no December Contest due to having the Annual Awards Banquet in lieu of a regular meeting.

- 1. November winners, please don't forget to bring in your winning models for Show & Tell.***
- 2. The January contest is for streamlined/lightweight passenger coaches.***

Here's another example for your consideration:



FYI - Per the National and Regional contest rules,:

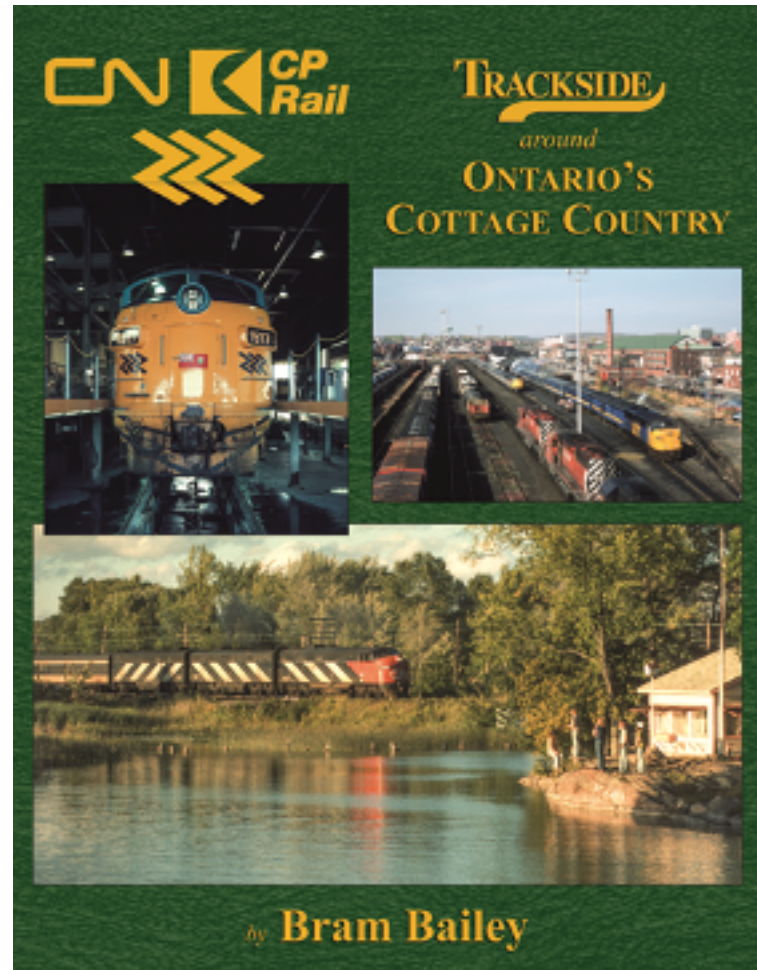
"The diorama had to be a maximum of two square feet and had to be constructed on a wood or foam base"

This should be noted by any of you diorama builders who might wish to enter a contest at a higher level than ours here at the



**DAVE "MR. CHEERIOS" LAWLER
CONTEST CHAIRMAN**

Trackside Around Ontario's Cottage Country



I am happy to announce my latest book, *Trackside around Ontario's Cottage Country*, will be available on January 5, 2019. The publisher is Morning Sun Books. It follows Morning Sun's hard cover, all color 128 page format with 275 photos selected from my collection that exceeds 10,000 images.

The book will take you on a photographic tour from Toronto north to Cochrane, west to Hearst then south to Sault Ste. Marie. From there our Journey will take us east to Copper Cliff, Sudbury, Capreol then down the Ottawa River Valley to Smiths Falls and finally back to Toronto by way of Brockville. The earliest photos were taken in 1964 and the most recent were taken last year, with most of the content in the 1968-1990 time frame. There are only three photos taken in Greater Toronto Area, the balance were taken in "Cottage Country."

The Atherley Swing Bridge, Washago, South Parry, Gravenhurst, Bracebridge, North Bay, Cochrane, Hearst, Hawk Jct., Sudbury, Capreol and Inco's

BOOK ANNOUNCEMENT & JANUARY CLINIC

BY BRAM BAILEY MEMBER AND AUTHOR

Electrics at Copper Cliff are covered in detail. Many of the smaller communities between them are covered with a single shot. This book focuses on the Canadian National, Ontario Northland, VIA Rail, Inco, Algoma Central/Wisconsin Central and Canadian Pacific.

Vintage first generation diesel power is featured with a lot of emphasis on MLW FPA4, RS18 and RS23 as well as GMD, FP7, FP9, GP9, and SW1200RS units. In addition there is a lot of early second generation content that includes, MLW C424, M630 and M636 as well as GMD SD40, SD40-2, GP40-2LW & F40PH units. In addition to that, there is coverage on Inco's electrics, some of which date back to the 1920's and 30's.

The book will be available from your favorite Morning Sun Dealer or may be purchased directly from me. I will be offering the book at a special price that will include a CD of photos that were considered for, but not used in the book. All books ordered directly from me will signed unless requested otherwise by the customer. The list price on this book is \$59.95 (US). I will be offering it for \$50 (US) which will include postage and handling to any address in the US or Canada for orders received by January 5, 2019. After January 5th, there will be a \$5.00 charge for P&H on orders to US addresses and a \$10 Charge for those orders going to Canadian Addresses. Please send your pre-publication orders to: Bram Bailey, PO Box 973, Vermilion, OH 44089-0973. Postal Money Order payable in US funds is preferred. Personal checks payable in US funds are acceptable as well. If you prefer PayPal, I will invoice you. To do so, I will need your e-mail address. Please keep in mind that there will be a 5% surcharge for PayPal, to cover their outrageous fees. Books are scheduled to arrive on January 5th. I will get them in the mail within a day or two after that. If you include your email address, I will acknowledge receipt of your order.


Thank you for your interest in my books...Bram Bailey

I have the clinic for the January meeting. The program is based on the book. I will have books for sale at the meeting.

- Member & Author Bram Bailey

2018 AWARDS BANQUET RECAP

The Annual Awards Banquet was held Friday evening, December 14th at Carrie Cerrino's. A good time was had by all as these photos attest!



Our DJ provided holiday notes.



Not sure who was more enthralled by the Xmas story, the kids, or the elf?



BY LEE SHEFFIELD
SUPERINTENDENT



This is our second year using Carrie Cerrino's banquet facility. They again provided a very nice venue, good service AND good food (& *GREAT deserts - Editor*).



Our new Raffle Dude, Adam Woodie, provided an outstanding array of raffle prizes. NOTE: Fred Wagner went home with an out-sized pile, but he did buy

A LOT OF TICKETS!!



FUN!

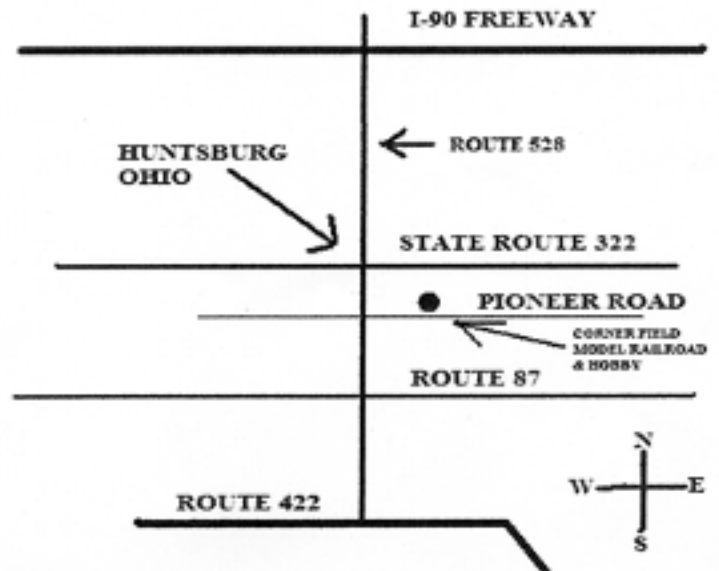


And of course, AWARDS. Congratulations to our two well deserving winners: Dennis F. Novak Service Award recipient David James and Bruce Brintnall Award Joe Kurilec, MMR



Corner Field Model Railroad & Hobby

16720 Pioneer Road
Middlefield, Ohio 44062
(located in Huntsburg)
440-636-5162 Tom Elesh
www.cornerfieldmodelrailroadmuseumandhobby.com



Directions: 10 Miles North of 422 & 17 Miles South of I-90
East of 528, ¼ Mile Down On Pioneer Road In Huntsburg Ohio
Left Side On Pioneer




The driveway to Corner Field Model Railroad & Hobby is **VERY** welcoming.

This is a great place to visit!

A FOCUS ON AREA HOBBY SHOPS, #25

ONE IN A SERIES
BY JOE KURILEC, MMR
PHOTOS BY THE AUTHOR





The building is a hobby shop AND model railroad museum! The museum is to the left and is a very large Lionel layout.

The shop is Lionel stocked but there are many items for all modelers. Take a look around on your visit.



The Union Station passenger yards are impressive.

The roundhouse view has some pretty nice locomotives.



GOOGLE PHOTOS - A GREAT HOBBY TOOL



BY BRUCE BOWIE
PHOTOS BY THE AUTHOR

I have written a number of times that photography is a strong subset of my model railroading hobby. I have also written how the cameras in our smart-phones have matured into tools that allow for taking very good photographs. The fact that our phones are always with us is a major benefit in supporting their use in documenting our hobby.

My phone is always in my pocket and ready to take photos. So I take a LOT of photos, hobby and otherwise. As I write this, 6/6/2018, I have 35,653 photos stored in Google Photos! I know, that is a BUNCH of photos. This includes all the digital photos I have taken with digital cameras and phones, going back to 2002 and back in the day my company provided Canon G2 (a whopping 4 MP!). It also includes photos I download from the web while researching railroad subjects.

I would be devastated if I lost any or all these photos.

So how do we protect/store a large collection of digital photographs?

Google Photos has been my answer to that question for a number of years.

PHOTO STORAGE

Google Photos provides *FREE, UNLIMITED* PHOTO STORAGE on photos up to 16MP. To put that size "limit" in perspective, my current smart-phone is the latest, greatest Samsung Galaxy Note 8 (was latest, greatest when I wrote this in June). The photos it takes are 12.2MP, so Google Photos will store them for free without any compression required. This size "limit" only becomes a factor if you own a DSLR camera. If you do, you can still take advantage of Google Photos free storage but only up to a total of 15 GB's. If that storage limitation should become an issue, they have additional storage available for reasonable costs.

To take advantage of Google Photos, you need a Google account. These are free and easy to set up. Once you have your account, you download the Google Photos app to your phone, tablet, laptop, etc.

With your account active, I recommend you then go to SETTINGS on each device where you plan to use it and setup how you want Google Photos to interact with the device. I have mine setup to automatically upload any new photos I may add with my device. You point it to the location(s) on the device where you store your photos. On my phone, I set it such that it will only upload when I am using WiFi so I don't impact my plan's

data limit.

With your account in place and your many photos now stored on-line, you now will see the other great tools Google Photos makes available.

EDITOR

Google Photos has a built in EDITOR. Select the photo you wish to edit, then click on the edit symbol "✎" in the upper right corner to edit the photo in EDITOR. You will first see there are currently 14 filters. Clicking on any one filter will apply the filter to your photo. If you like what you see, click DONE and Google Photos saves your photo with the adjustments made by the filter. The one filter I use quite often is AUTO. It makes subtle adjustments that I personally feel improve most of my photos.

However, you are not limited by individual filter's settings. After selecting a filter, you can make further adjustments. At the top of the filter selection tab, click on the symbol BASIC ADJUSTMENTS. It will show three main factors and their current settings based on the filter being applied. You can slide the individual sliders to further adjust LIGHT, COLOR and POP. But don't stop there. Each of those have more adjustment hidden under them. Access these by clicking on the "√" symbol. One neat adjustment you can make to many of your prototype photos is to click on the COLOR adjustment. The last adjustment at the bottom is DEEP BLUE. By sliding this to the right, you can darken the sky to provide a gorgeous color to frame the object of your photo.

While still on the EDIT tab, at the top right you will find a symbol for CROP & ROTATE. I also use this feature quite often to quickly and easily crop the photos that I plan to share or publish. The ROTATE function is very handy as well. You can use it to turn your photo by 90 degree increments to get it in the correct position versus the upside down, or side-wise position you originally photographed it. Many edit programs have this feature. But Google Photos also provides a slider to ROTATE your photo a small amount in either direction. This allows you to align the photo so that the horizon is actually level in the photo. I find this is particularly handy with model photos. When you finish your adjustments, you click DONE and your photo is now stored, ready to share and amaze your friends and family!

Oh, one more thing about editing, while not showing it

any longer in your account, Google maintains the original photo, so even long after making and saving adjustments, you can get back to the original.

ASSISTANT

Google Photos has too many features for me to elucidate in this one article. However, there is one I do want to mention. Google Photos ASSISTANT can be used to easily generate such things as a COLLAGE, MOVIE, ANIMATION, PHOTO BOOK, SHARED ALBUM or ALBUM.

Google Photos will also automatically look at your photos and generates these based on AI (artificial intelligence) (I think?). You then have the choice to discard, further modify or save them.

This function will generate a photo applying filters and effects. They are sometimes quite good. The cover photo of this issue was a shot I took on Joe Filiak's layout while operating last May. The original photo was nice but not particularly memorable. But when I saw the suggested edits, I thought, WOW, and very quickly copied/pasted it to use as this month's cover photo. Purist will say I did not do the work so I should not get the credit. I say, OK, I will share the credit with Google. Thanks Google. Your Raffle Bucks are in the mail.

PHOTO ORGANIZATION

One last thing I want to talk about is how I manage 35,000+ photos. Google Photos defaults storage of your photos by the date digitally encoded with the file, most recent at the top. I don't remember what I had for supper last night, so how am I to find that photo I took a few years ago of _____ (fill in the blank)? Google Photos provides several tools to help you. The search function is scarily amazing. Click on the magnifying glass icon at the top of your page and many options appear. Using AI, it can find faces. When I click on my wife's face, all the photos with her lovely countenance within the 35,000 photos magically appear. WOW! Type in BRIDGE, and all photos with a bridge in them appear.

ALBUMS

Another photo management tool I take heavy advantage of is ALBUMS. I currently have 120 albums. Shortly after taking a group of photos, say a visit to a railroad museum, I go through them, deleting any obviously bad shots. I also use the edit tool to

improve the better shots, most often simply using the suggested AUTO filter with no other adjustments. I then select all the photos taken at the museum and using the CREATE icon, I create a new album with a name that will easily allow me to find the photos a few years from now when I want to remember my visit, or use one of the photos in an upcoming issue of *The Flatwheel*.


I use albums to document my model railroad projects. While I am building a structure I will take many photos, adding them to an album I have generated for this purpose. I take photos of any special tools or materials I may use during the project. I take photos of the paints I use. All these will help me recall in the future how I did certain aspects of the project.


I also use albums to help me in my prototype research. I am currently building my East Broad Top v3.2 layout. I will eventually need to populate it with the many iconic EBT structures and features, motive power and rolling stock. I have individual albums of many of the structures I will need to construct. So while my construction of Pogue Bridge is a ways off, I already have 71 photos that will help me build a good

representation of the original.

I have albums of the numerous layouts I have visited or had the privilege to operate. I use the owner's name and his railroad as the album's name, making it easy to find all the pictures I have of JIM MOORE's LAKE ERIE & COLD CREEK RR. With 120 albums and counting, I would still need to scroll through the album listing to find Jim's. But using the search function, I start typing **J...I** and up pops two choices...BENCH GRINDER **JIG** or **JIM MOORE'S LAKE ERIE & COLD CREEK RR**. Easy and fast.

SHARING

The last feature I want to mention is SHARING. You can select a photo, or bunch of photos or an album. Click on the SHARE icon  and send a link via email or text message to anyone.

Whether you take photos for your hobby, family events, vacations...etc. Google Photos is a free and great tool to use with them. 



A NICE SURPRISE


While on layout tours east, Sunday, April 29th and driving home on Pettibone Road which turns into Alexander Road which turns into Pleasant Valley Road and becomes Bagley Road, I saw a nice Welling & Lake Erie station in Glenwillow, Ohio, on Pettibone Road. (enough with the names of roads)!. What was even better was across the street! Three Larry's Truck & Electric diesels! (<http://www.ltextrail.com/>) The three engines were very clean.



The station at Glenwillow is well kept.

When I drove CSX crews, a favorite place were the yards at Lordstown, Ohio. Right across the tracks LTEX has a "bone yard" warehouse. (<http://fpcwarren.org/ltex/locomotives/>) While across the tracks, waiting for switching moves, I could walk right up to the LARGE locomotive storage area and get pictures! All types of old road names were still on the loco's. Santa Fe, Great Northern (orange and green paint jobs) Kansas City Southern and many other road names long gone or not seen in the Cleveland, Ohio area. I did find a few F units, a 44 tonner, lots of GP-30s and some passenger cars. Several were New York Central stainless steel cars!

I used Google Maps and found a driveway to LTEX. That place has a ton of interesting items stored there. Maybe a future article? 🚂



**BY JOE KURILEC, MMR
PHOTOS BY THE AUTHOR**



On the small shed to the right of the station is a W&LE logo! Nice logo find. Behind this camera shot is the footers for the old water tower.

I like the logo graphics CHB. Clever.





Nice looking loco. I should have Photoshopped the LTEX logo out and the graffiti on the vents behind the cab. You don't see a lot of engines with graffiti.

This unit is lettered for the Cleveland Commercial Railroad. (<http://update.ccr>) There are some nice drop down links with photo's.



ROBERT J. LAVINSKI

Age 78, beloved husband of Eleanor (nee Janousek). Dear father of Lori Lavinski (George Grisin) and Steve Lavinski (Angela). Grandfather of Jill Lavinski and Grace Grisin. Brother of Annette Gondeau. Uncle of many. Memorial Mass December 1, 2018 10:00 am at St. Bridget of Kildare Catholic Church, 5620 Hauserman Road, Parma OH 44130. Please meet at church. Arrangements by SCHUSTER STRAKER O'CONNOR FUNERAL HOME 440-885-4800. www.ssofh.com

Published in The Plain Dealer from Nov. 24 to Nov. 30, 2018 

WHAT'S GOING ON?



Snow Dogs Train Show

Saturday, January 5, 2019

Wind, nor Rain, nor Snow will kept a train fan from a good train show!

UAW Hall, 5615 Chevrolet Blvd., Parma, Ohio 44130



10:00 am to 3:00 pm



Admission: \$6.00, Kids under twelve Free

Free Parking

This is an ALL Gauge Show with over 150 tables of trains and toys.

Operating Layout of several gauges

Good Food at reasonable prices

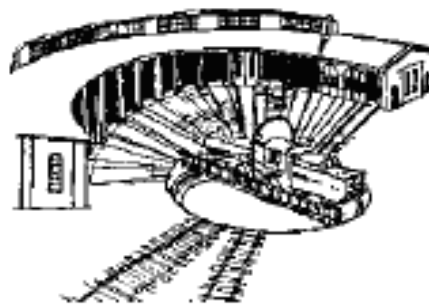
Free Parking



For Table Info call:

440-833-4366

330-633-9097



Show sponsored by Cuyahoga Valley S Gauge Association (www.cvsqa.com)

F 1028

MODEL TRAIN SHOW

& SWAP MEET

NORWALK & WESTERN RR - EASTERN DIVISION

www.norwalkandwesternrr.com

Sunday, January 20, 2019 10:00am – 3:00pm

German's Villa

3330 Liberty Avenue, Vermilion, OH 44089

(2 miles west of Baumhart Rd on US Rt. 6)

Model Trains-All Scales

Model Railroad Supplies

Railroad Historical Items

Books, Videos, and DVDs

Free Parking

Operating Layouts and Displays

Excellent Lunch Available

Thomas the Tank Engine Items



ADMISSION:

10 and Over - \$5.00

Open Memberships! Visit our website or call (419) 706-8038 for more info.



JANUARY 2019 RESERVATION FORM

Name: _____

Address: _____

City: _____ State: _____ Zip: _____

Email: _____

of F Tables: _____ @ \$15.00ea. = \$ _____

(After 1/2/19 500.00ea.) Phone: _____

Norwalk & Western RR: PO Box 585 Norwalk, OH 44057
Contact: Tony Catalano (419) 706-8038



Like us on Facebook

The Great Lakes Division
TRAIN COLLECTORS ASSOCIATION
WINTER 2019
Train Meet

Saturday, January 26, 2019

U.A.W. HALL (Parma)
 5615 Chevrolet Blvd.
 Cleveland, Ohio 44130



- FREE PARKING
- GROUND-LEVEL ENTRANCE
- GOOD LIGHTING
- TCA KIDS CLUB: KIDS PLAY WITH TRAINS!
- ALL SCALES: O, S, HO, N, Z & LARGE SCALE
- NEW AND OLD TRAINS
- PARTS, REPAIR MANUALS, PRICE GUIDES, BOOKS, ETC.
- TRAIN VIDEOS
- MODEL BUILDING SUPPLIES AND KITS
- LIONEL, AMERICAN FLYER, MTH, WILLIAMS, WEAVER, ETC.
- 175+ TABLES
- REFRESHMENTS AVAILABLE!



LOCATION

DIRECTIONS

All TCA National Rules will be enforced.

ADMISSION \$6.00 Each, \$8.00 Family
Children Free
Open to the Public 10 am - 3 pm

For Meet Information Contact Ed Mularz:
 (440) 665-0882
 emularz1124@aol.com
 www.greatlakesTCA.com

From Northeast
 I-90 to I-71 Southwest to W 130th, to Brookpark Road to Chevrolet Blvd.
From Southeast
 Ohio Turnpike to I-71 North to Snow Rd. to Chevrolet Blvd.
From East
 422 West to I-480 West to Tiedeman Road to Brookpark Road To Chevrolet Blvd.
From West
 I-480 East to W. 139th Street Exit to Brookpark Road to Chevrolet Blvd.


NEXT TCA LAKE ERIE CHAPTER MEETS
NOVEMBER 24TH, 2018

HOBBY SOURCES IN OUR AREA

State Tool & Die 
4780 Briar Road | Cleveland, OH 44135 | T: 216-267-6030



Shop our entire inventory of HO scale cars and accessories at www.statetoolanddie.com

Sounds Of Motion 
DCC SALES AND TECHNICAL SUPPORT

6910 SOM Center Rd. Solon, OH 44139
Phone 440-248-4599

FRANK FEKO
Proprietor
frankfeko@gmail.com

DEPOT TRAIN & HOBBY
"It's not just a Hobby . . . It's an Adventure."

Garden Railroad, Lionel, HO, & N
Trains, Track, and Accessories
Plastic Models, Rockets,
Wooden Ships, Hobby Tools, and Paint



4342 W. 130th Street
Cleveland, Ohio 44135
216-252-8880
www.depotland.com

EASTERN OHIO TRAINS
The Hobby Home of High Speed Service

2740 Fairmount Blvd.
Cleveland Heights, Ohio 44106
Phone: 216-215-7377
Fax: 216-371-0931
email: ehss@aol.com
www.easternohiotrains.com

Joe Andrews, Proprietor

JASON'S BRASS POLES

We specialize in trolley model products.
Railroad Trolley & Specialty & Model Railroad Dealer

Brian Weisman - Owner

bweisman@roadrunner.com (TROLLEYS & MODEL RAILROAD DEALER)

<http://www.jasonsbrasspoles.com/>

These vendors are members of our very own NORTH COAST DIVISION! Give them a try when you need the supplies and services they offer!! - Editor

AL'S TRAINS & HOBBY LLC
 708 BROADWAY AVE.
 BEDFORD, OHIO 44146



DCC INSTALL
 FRAME MILLING
 TRAIN SETS & ACCESSORIES
 MODEL KITS-SLOT CAR SETS
 & ACCESSORIES

HOURS:
 M-W-F: 10-6
 THURS: 10-7
 SAT: 10-4
 SUN-MON: CLOSED

Phone: 440-232-0591 Fax: 440-232-0596
www.alstrains hobby.com email: al@alstrains hobby.com

(216) 661-7300
 FAX (216) 661-6433



TRADING POST TRAIN SHOP
 FEATURING LIONEL TRAINS

JAMES J. BERILLA
 Owner

4394 PEARL RD.
 CLEVELAND, OHIO 44109

DEPOT TRAIN & HOBBY
 "It's not just a Hobby . . . It's an Adventure."

Garden Railroad, Lionel, HO, & N
 Trains, Track, and Accessories
 Plastic Models, Rockets,
 Wooden Ships, Hobby Tools, and Paint



4342 W. 130th Street
 Cleveland, Ohio 44135
 216-252-8880
www.depotland.com

KEEP YOUR TARGET "ACQUIRED"
AT THE

WARZONE
MATRIX



CHRIS WILSON
 (216) 433-1316
WARZONEMATRIX.COM

1704 ROCKY RIVER DRIVE
 CLEVELAND OHIO 44135
M2ONE@sbcglobal.net

MON - SAT 10-5
 SUN. NOON-5

www.ormandys.com



EXTENDED HOLIDAY HOURS

1 - HO - Z GAUGES AND PARTS

Ormandy's

TRAINS & TOYS FOR THE CONNOISSEUR
 SPECIALIZING IN EUROPEAN TRAINS
 BUY & SELL OLD TOYS



JOHN ORMANDY

330-722-1019
 330-722-2205 Fax



10 PUBLIC SQUARE
 MEDINA, OHIO 44256

Model Trains

Jan Dell Flowers Train Shop
 Lionel - MTH - Märklin - Micro-Trains - Kato - LGB - PIKO - Bway Ltd.
 19350 Detroit Road Rocky River OH 44116
 440/331-2392
 Jim Lewis



Uncle Ray's Trains
 4282 Lake Rd. • Sheffield Lake, Ohio 44054







uncleraystrains@gmail.com
 Or call Uncle Ray at... (888) 933-2999 • (440) 933-0609

www.uncleraystrainsoh.com

Stewart's Hobbies & Collectors' Toys
 • Trains • Plastic Kits • Die-Cast Cars
 Slot Cars • Toy Soldiers

38033 Euclid Ave. • Willoughby, OH 44094

440/942-6632

STORE HOURS:
 M-F 12-6
 THURS. 12-8
 SAT. 10-6

ROB STEWART
 SANDY STEWART

• Buy •
 Sell • Trade
 Old & New

Strongsville Hobby

of Elyria

440-366-0665




ELECTRIC & NITRO R/C CARS, BOATS, AIRPLANES, SLOT CARS, ROCKETS
HOBBY SUPPLIES & PINE CAR DERBY, TRAINS & PLASTIC MODELS

831 Chestnut Commons Dr.
Elyria, Ohio 44035
Phone (440)366-0665
Fax (440)366-0666

**R/C TRACK
ON SITE**

www.strongsvillehobby.com

Mon - Fri 11:00 - 8:00
Sat 11:00 - 6:00
Sun 12:00 - 5:00
JERRY IVANCIC

DANIELS HOBBIES

Premium Quality
Est. 1978

34E Main Street, Norwalk, OH 44857
M-Sat 10AM-6PM, Closed Sundays
(419)588-2029 | danielshobbies.com

CORNER FIELD





MODEL RAILROAD & HOBBY

18720 Pioneer Road • Middlefield, Ohio 44062
Located in Hunisburg

Tom Elesh, Owner • 440-636-5162

Website: cornerfieldmodelrailroadtrainsandhobby.com
Email: cornerfield@cornerfieldmodelrailroadtrainsandhobby.com

BAD L's Hobby

Your One Stop Slot Car Shop!

13397 Smith Road
Middleburg Heights, OH 44130



440-941-BADL (2235)
info@badlhby.com
<http://badlhby.com>

Bob Lusch
The "B" in BAD

STOCKYARD EXPRESS LLC

O-Gauge MTH Electric Trains & Accessories
Where the bull stays in the barn and the train rolls down the track

- MTH Authorized Service & Demo Center -




MTH - Lionel - Atlas
'O' Trains, track, accessories and more

49293 Plate Rd
Oberlin, OH 44074
(South of Bountert & SR 20)

Clyde & Diane Lewis
440.774.2131 / 440.774.7575 fax

www.stockyardexpressllc.com
email:stockyardexpress@aol.com

Stauffer Books & Prints

www.staufferbooksandprints.weebly.com

STAUFFER BOOKS & PRINTS

(330) 636-1672

HOBBYTOWN USA

7982 PLAZA BLVD.
MENTOR, OH 44060

HTUMENTOR@AOL.COM
440-974-2116 MON-SAT 10am-8pm



BEN FRANKLIN



Plastic, Wood & Metal Models
Trains • Rockets • Kites • Coin Books
Die Cast • Roadrace • Pine Car Derby
Puzzles • Radio Control • Dime Store

Large Selection
Great Prices
Howard Mowcomber

183 Park Ave.
Amherst, OH 44001
440-988-5462

tanm55@centurytel.net

THE MUSIC BOX

Grand Pacific Junction
8062 Columbia Road
Olmsted Falls, OH 44138

440-235-1625

themusicbox@prodigy.net

PLEASE SUPPORT THESE DEALERS!

DIVISION 4, MCR, NMRA

The North Coast Division

The North Coast Division holds 10 meetings a year (none in July and August). Meetings are on the 2nd Friday of each month. A social half hour starts at 7:00 p.m. followed by a short business meeting at 7:30. After a short break, a railroad themed raffle and clinic complete the typical agenda. Meetings are held at The Church of The Redeemer, 23500 Center Ridge Road, Westlake, OH 44145. Visitors are welcome to attend any meeting.

The Division's newsletter, *The Flatwheel* is published monthly (except during July and August) by Division Four of the Mid-Central Region (MCR) of the National Model Railroad Association

(NMRA). All comments are welcome. Views expressed in *The Flatwheel* do not necessarily reflect the opinion of the NMRA, MCR, or Division Four.

Uncredited photos courtesy of the editor or staff photographer Dave Williams.

The Flatwheel is typically electronically published no later than the Monday preceding the monthly meeting. Submissions are due no later than the 26th of the prior month, for example, August 26th for the September *Flatwheel*. 🚂

I found this caboose in Mantua, OH on one of my hobby shop trips. This is used as some type of gift shop. I could not learn anything else about the car. - Joe Kurilec, MMR

